

PMC 400

Pole mounted cut out

400A rated



Overview and presentation

- All insulated pole mounted device for the containment of an overhead single pole fuse . Requires a BS 88 J type slotted tag fuse with 82mm centres



Features

- Fixed M12 studs for cable lug attachment
- Captive external cover screws with brass thread inserts
- Fine pitch thread for fuse holder wedge tightening screws
- Supplied with M10 x 90mm coach screw for fixing to wooden pole
- Single keyhole fixing allows unit to be hung on pre-fitted coach screw
- Test probe access in fuse handle
- Two flexible “doughnut” style cable sealing bushes provided
- Maximum size incoming cable: 300mm²
- Suitable for compression or mechanical shear bolt lugs
- Accepts BS 88 fuses with 82mm centres
- Facility to secure fuse handle to cut-out body with a lanyard during maintenance

Note: The equipment described on this data sheet must be installed by suitably qualified personnel according to applicable Local/ National Wiring regulations currently in force.

PMC 400 Pole mounted cut out 400A rated



Construction

- Body and cover..... PBT (polybutylene terephthalate) and ASA (Acrylic Styrene Acrylonitrile) blended material, Glass filled
- Phase busbars..... Electro-tin plated copper
- Fuse wedge contacts..... Brass
- Cable sealing glands.....Polyurethane foam



Performance

- Rated voltage240 / 415V a.c.
- Rated current.....400A
- Supply frequency..... 50-60Hz
- Operator protection, (cover in place).....IP43
- Flammability rating....UL94 V2, self-extinguishing 30 seconds at 960 degrees C



Conformity to Standards

- Conforms to BS 7656:1993
- IP rating according to BS EN 60529
- Accepts fuses conforming to BS 88



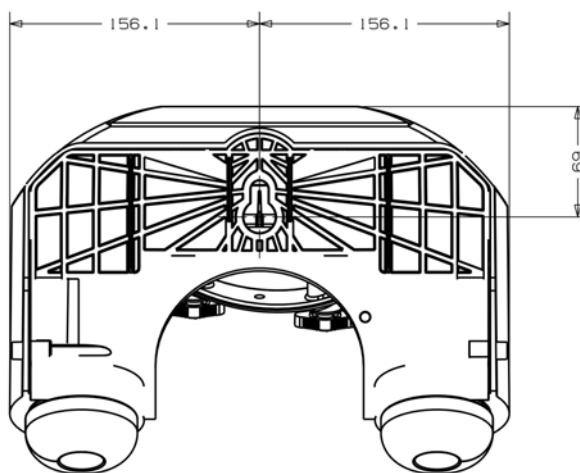
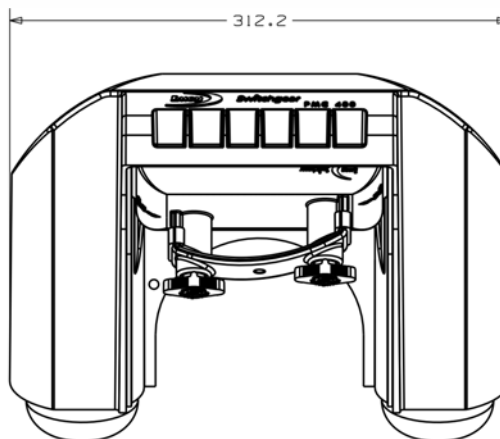
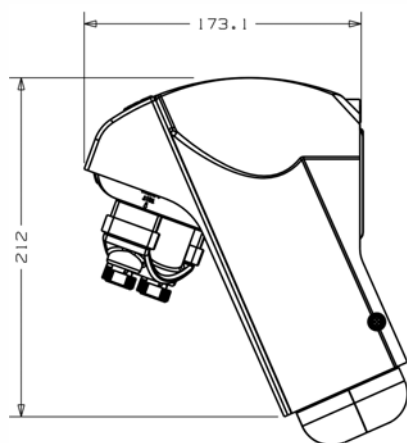
Weight and dimensions

- Height 217mm
- Width310mm
- Depth180mm
- Weight (excluding fuse) 2.56kgs

PMC 400
Pole mounted cut out
400A rated



General arrangement and dimensions (mm)



Single central fixing for M10 coach screw

Disclaimer

Lucy Switchgear has a policy of continuous research and development and accordingly reserves the right to change the design and specifications of its products without prior notice or liability.

Lucy Switchgear

Howland Road, Thame,
 Oxfordshire, OX9 3UJ, UK
Tel: +44 (0) 1844 267267
 Fax: +44 (0) 1844 267223
 Email: sales@lucyswitchgear.com

Lucy Middle East

PO Box 17335, Jebel Ali,
 Dubai, United Arab Emirates
Tel: +9714 883 2110
 Fax: +9714 883 2113
 Email: sales@lucyme.ae

The Saudi Lucy Company Ltd

PO Box 834, Al-Khobar,
 31952, Saudi Arabia
Tel: +966 3 8823057
 Fax: +966 3 8822553
 Email: info@saudilucy.com

